

# Kitty's Young Pagan's Quick Guide to Tools



## Pagan Tools

The first thing to remember with tools is not all Pagans use them. You don't need a wand; you can just use your finger to point. However, for many Pagans their tools help to focus their minds and therefore their magic, making it more powerful and precise.

Below are some of the more common tools to many Pagan paths:




### Athame/Ceremonial Knife

This is traditionally a black handled knife and is often used to draw the magical circles that makes sacred space. Some Pagans use salt, cord or their imagination to draw their circles

### Book of Shadows/Grimoire

This can be used as a journal or a place to collect spells, observations, correspondences and anything else you feel might support your practice now and in the future.

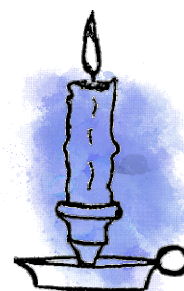


### Broom

Many Pagans use their broom to clear bad energy away from their ritual areas.

### Candles

Candles are a focus for spells and their importance is in the colour, shape and size that is used.



### Cauldron

Many Pagans use a three-legged pot to cook food or mix potions; it can also be used to burn parts of a spell in a contained place.





### Chalice

The chalice is often used to hold a sacred drink during a ritual. It can be the symbol of Water within a ritual.

### Pentacle

A pentacle is not used by all Pagans. It is a disc with designs on it, used within ritual.

It usually has a pentagram (5-point star) on it, and other symbols, such as those representing a God & Goddess



### Incense

Incense is burnt to create different scents for a variety of uses, from ritual to meditation, and even spell casting. It can come in many forms, including sticks, loose herbs and resins, and little cones.

### Wand

The wand is used by Pagans to channel and direct their energy. They are usually made of wood, can be made of metal or crystal and can be plain or decorated.

